

# Laplace Transform Integration and the Slow Equations

**Peter Lynch**

School of Mathematical Sciences, University College Dublin

**Colm Clancy**

RPN, Environment Canada

**Workshop: *PDEs on the Sphere***

Isaac Newton Institute

Cambridge, 24-28 September 2012



# Outline

Basic Theory

Numerical Inversion

Ordinary Differential Equations

Application to Numerical Weather Prediction

Kelvin Waves & Phase Errors

Lagrangian Formulation

Orographic Resonance

Analytical Inversion

Results



# Outline

**Basic Theory**

Numerical Inversion

Ordinary Differential Equations

Application to Numerical Weather Prediction

Kelvin Waves & Phase Errors

Lagrangian Formulation

Orographic Resonance

Analytical Inversion

Results



# The Laplace Transform: Definition

For a function of time  $f(t)$ ,  $t \geq 0$ , the LT is defined as

$$\hat{f}(s) = \int_0^{\infty} e^{-st} f(t) dt.$$

Here,  $s$  is complex and  $\hat{f}(s)$  is a complex function of  $s$ .



# The Laplace Transform: Definition

For a function of time  $f(t)$ ,  $t \geq 0$ , the LT is defined as

$$\hat{f}(s) = \int_0^{\infty} e^{-st} f(t) dt.$$

Here,  $s$  is complex and  $\hat{f}(s)$  is a complex function of  $s$ .

- ▶ The domain of the function  $f(t)$  is  $\mathcal{D} = [0, +\infty)$ .
- ▶ The kernel of the transform is  $K(s, t) = \exp(-st)$ .
- ▶ The domain of the LT  $\hat{f}(s)$  is the complex  $s$ -plane.



# Recovering the Original Function

For the LT, the inversion formula is

$$f(t) = \frac{1}{2\pi i} \int_{\mathcal{C}_1} e^{st} \hat{f}(s) ds.$$

where  $\mathcal{C}_1$  is a contour in the  $s$ -plane:

- ▶  $\mathcal{C}_1$  is parallel to the imaginary axis.
- ▶  $\mathcal{C}_1$  is to the right of all singularities of  $\hat{f}(s)$ .



# Recovering the Original Function

For the LT, the inversion formula is

$$f(t) = \frac{1}{2\pi i} \int_{\mathcal{C}_1} e^{st} \hat{f}(s) ds.$$

where  $\mathcal{C}_1$  is a contour in the  $s$ -plane:

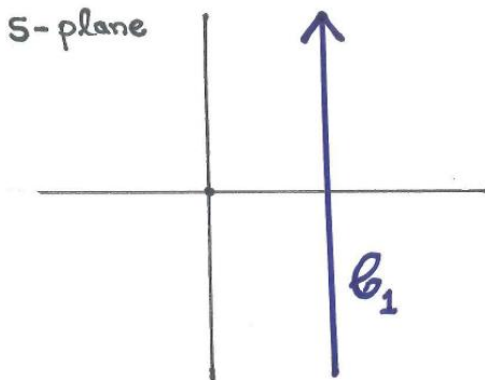
- ▶  $\mathcal{C}_1$  is parallel to the imaginary axis.
- ▶  $\mathcal{C}_1$  is to the right of all singularities of  $\hat{f}(s)$ .

For the functions that we consider, the singularities are poles on the imaginary axis.

Thus, the contour  $\mathcal{C}_1$  must be in the right half-plane.



# Contour for inversion of Laplace Transform





# A Simple Oscillation

Let  $f(t)$  have a single harmonic component

$$f(t) = \alpha \exp(i\omega t)$$

The LT of  $f(t)$  has a simple pole at  $s = i\omega$ :

$$\hat{f}(s) = \frac{\alpha}{s - i\omega},$$



# A Simple Oscillation

Let  $f(t)$  have a single harmonic component

$$f(t) = \alpha \exp(i\omega t)$$

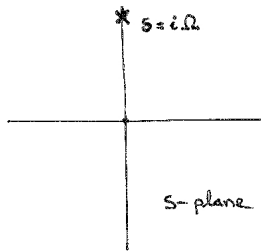
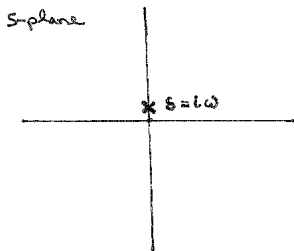
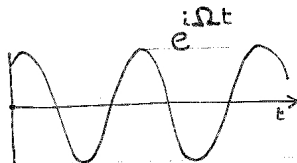

The LT of  $f(t)$  has a simple pole at  $s = i\omega$ :

$$\hat{f}(s) = \frac{\alpha}{s - i\omega},$$

A pure oscillation in time transforms to a **holomorphic function**, with a single pole.

The frequency of the oscillation determines the position of the pole.





## LF and HF oscillations and their transforms



The inverse transform of  $\hat{f}(s)$  is

$$f(t) = \frac{1}{2\pi i} \int_{c_1} e^{st} \hat{f}(s) ds = \frac{1}{2\pi i} \int_{c_1} \frac{\alpha \exp(st)}{s - i\omega} ds.$$



**The inverse transform of  $\hat{f}(s)$  is**

$$f(t) = \frac{1}{2\pi i} \int_{C_1} e^{st} \hat{f}(s) ds = \frac{1}{2\pi i} \int_{C_1} \frac{\alpha \exp(st)}{s - i\omega} ds.$$

**We augment  $C_1$  by a semi-circular arc  $C_2$  in the left half-plane. Denote the resulting closed contour by**

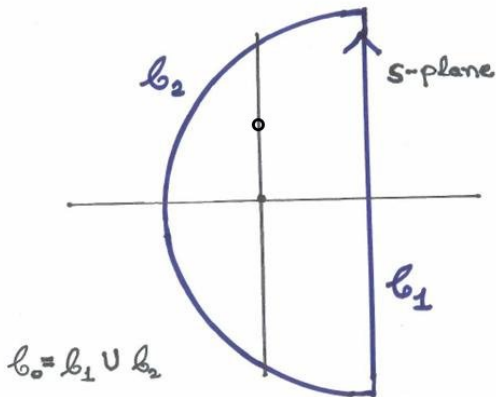
$$C_0 = C_1 \cup C_2.$$

**In cases of interest, we can show that this leaves the value of the integral unchanged (see Doetsch, 1977).**

**Then  $f(t)$  is an integral around a closed contour  $C_0$ .**



## Closed Contour



Contribution from  $C_2$  vanishes in limit of infinite radius



For an integral around a closed contour,

$$f(t) = \frac{1}{2\pi i} \oint_{C_0} \frac{\alpha \exp(st)}{s - i\omega} ds,$$

we can apply the **residue theorem**:



For an integral around a closed contour,

$$f(t) = \frac{1}{2\pi i} \oint_{C_0} \frac{\alpha \exp(st)}{s - i\omega} ds,$$

we can apply the **residue theorem**:

$$f(t) = \sum_{C_0} \left[ \text{Residues of } \left( \frac{\alpha \exp(st)}{s - i\omega} \right) \right]$$

so  $f(t)$  is the sum of the residues of the integrand within the contour  $C_0$ .





**There is just one pole, at  $s = i\omega$ . The residue is**

$$\lim_{s \rightarrow i\omega} (s - i\omega) \left( \frac{\alpha \exp(st)}{s - i\omega} \right) = \alpha \exp(i\omega t)$$



**There is just one pole, at  $s = i\omega$ . The residue is**

$$\lim_{s \rightarrow i\omega} (s - i\omega) \left( \frac{\alpha \exp(st)}{s - i\omega} \right) = \alpha \exp(i\omega t)$$

**So we recover the input function:**

$$f(t) = \alpha \exp(i\omega t)$$



# A Two-Component Oscillation

Let  $f(t)$  have two harmonic components

$$f(t) = a \exp(i\omega t) + A \exp(i\Omega t) \quad |\omega| \ll |\Omega|$$



# A Two-Component Oscillation

Let  $f(t)$  have two harmonic components

$$f(t) = a \exp(i\omega t) + A \exp(i\Omega t) \quad |\omega| \ll |\Omega|$$

The LT is a linear operator, so the transform of  $f(t)$  is

$$\hat{f}(s) = \frac{a}{s - i\omega} + \frac{A}{s - i\Omega},$$

which has two simple poles, at  $s = i\omega$  and  $s = i\Omega$ .

- ▶ The **LF pole**, at  $s = i\omega$ , is close to the origin.
- ▶ The **HF pole**, at  $s = i\Omega$ , is far from the origin.



Again

$$\hat{f}(s) = \frac{a}{s - i\omega} + \frac{A}{s - i\Omega}.$$

The inverse transform of  $\hat{f}(s)$  is

$$\begin{aligned} f(t) &= \frac{1}{2\pi i} \oint_{C_0} \frac{a \exp(st)}{s - i\omega} ds + \frac{1}{2\pi i} \oint_{C_0} \frac{A \exp(st)}{s - i\Omega} ds \\ &= a \exp(i\omega t) + A \exp(i\Omega t). \end{aligned}$$



Again

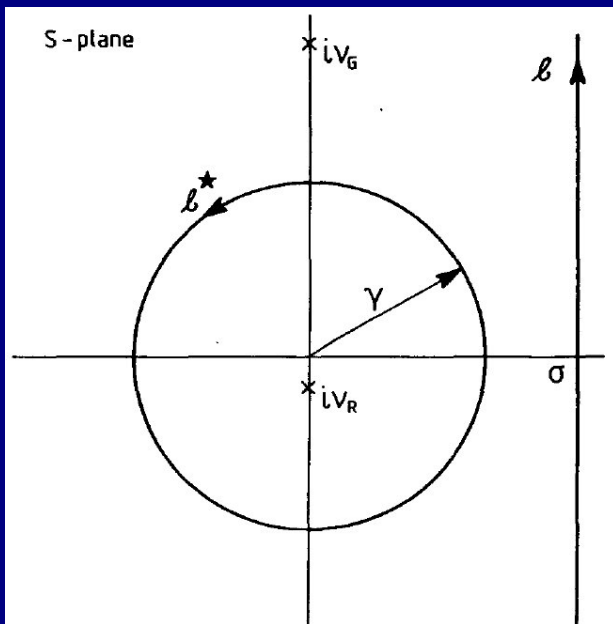
$$\hat{f}(s) = \frac{a}{s - i\omega} + \frac{A}{s - i\Omega}.$$

The inverse transform of  $\hat{f}(s)$  is

$$\begin{aligned} f(t) &= \frac{1}{2\pi i} \oint_{\mathcal{C}_0} \frac{a \exp(st)}{s - i\omega} ds + \frac{1}{2\pi i} \oint_{\mathcal{C}_0} \frac{A \exp(st)}{s - i\Omega} ds \\ &= a \exp(i\omega t) + A \exp(i\Omega t). \end{aligned}$$

We now replace  $\mathcal{C}_0$  by a circular contour  $\mathcal{C}^*$  centred at the origin, with radius  $\gamma$  such that  $|\omega| < \gamma < |\Omega|$ .





We denote the modified operator by  $\mathcal{L}^*$ .

Since the pole  $s = i\omega$  falls **within** the contour  $\mathcal{C}^*$ , it contributes to the integral.

Since the pole  $s = i\Omega$  falls **outside** the contour  $\mathcal{C}^*$ , it makes *no contribution*.





We denote the modified operator by  $\mathcal{L}^*$ .

Since the pole  $s = i\omega$  falls **within** the contour  $\mathcal{C}^*$ , it contributes to the integral.

Since the pole  $s = i\Omega$  falls **outside** the contour  $\mathcal{C}^*$ , it makes *no contribution*.

Therefore,

$$f^*(t) \equiv \mathcal{L}^*\{\hat{f}(s)\} = \frac{1}{2\pi i} \oint_{\mathcal{C}^*} \frac{a \exp(st)}{s - i\omega} ds = a \exp(i\omega t).$$

We have filtered  $f(t)$ : the function  $f^*(t)$  is the LF component of  $f(t)$ . **The HF component is gone.**



# Outline

Basic Theory

**Numerical Inversion**

Ordinary Differential Equations

Application to Numerical Weather Prediction

Kelvin Waves & Phase Errors

Lagrangian Formulation

Orographic Resonance

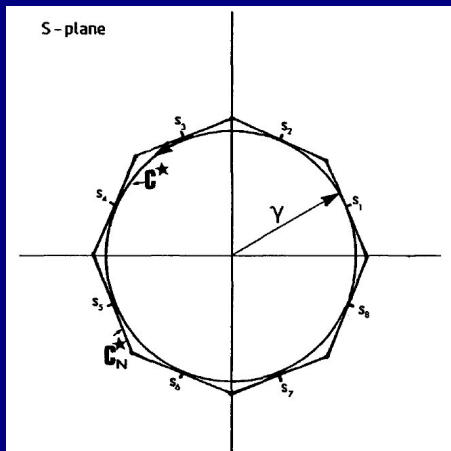
Analytical Inversion

Results



# Approximating the Contour $C^*$

We replace the circle  $C^*$  by an  $N$ -gon  $C_N^*$ :



## Numerical approximation: the inverse

$$\mathcal{L}^*\{\hat{f}(s)\} = \frac{1}{2\pi i} \oint_{\mathcal{C}^*} \exp(st) \hat{f}(s) ds$$

is approximated by the summation

$$\mathcal{L}_N^*\{\hat{f}(s)\} = \frac{1}{2\pi i} \sum_{n=1}^N \exp(s_n t) \hat{f}(s_n) \Delta s_n$$



## Numerical approximation: the inverse

$$\mathcal{L}^*\{\hat{f}(s)\} = \frac{1}{2\pi i} \oint_{C^*} \exp(st) \hat{f}(s) ds$$

is approximated by the summation

$$\mathcal{L}_N^*\{\hat{f}(s)\} = \frac{1}{2\pi i} \sum_{n=1}^N \exp(s_n t) \hat{f}(s_n) \Delta s_n$$

We introduce a **correction factor**, and arrive at:

$$\mathcal{L}_N^*\{\hat{f}(s)\} = \frac{1}{N} \sum_{n=1}^N \exp_N(s_n t) \hat{f}(s_n) s_n$$

Here  $\exp_N(z)$  is the  $N$ -term Taylor expansion of  $\exp(z)$ .

(For details, see Clancy and Lynch, 2011a)



# Outline

Basic Theory

Numerical Inversion

**Ordinary Differential Equations**

Application to Numerical Weather Prediction

Kelvin Waves & Phase Errors

Lagrangian Formulation

Orographic Resonance

Analytical Inversion

Results



# Applying LT to an ODE

We consider a nonlinear ordinary differential equation

$$\frac{dw}{dt} + i\omega w + n(w) = 0 \quad w(0) = w_0$$

The LT of the equation is

$$(s\hat{w} - w_0) + i\omega\hat{w} + \frac{n_0}{s} = 0.$$

We have frozen  $n(w)$  at its initial value  $n_0 = n(w_0)$ .



# Applying LT to an ODE

We consider a nonlinear ordinary differential equation

$$\frac{dw}{dt} + i\omega w + n(w) = 0 \quad w(0) = w_0$$

The LT of the equation is

$$(s\hat{w} - w_0) + i\omega\hat{w} + \frac{n_0}{s} = 0.$$

We have frozen  $n(w)$  at its initial value  $n_0 = n(w_0)$ .

We can immediately solve for the transform solution:

$$\hat{w}(s) = \frac{1}{s + i\omega} \left[ w_0 - \frac{n_0}{s} \right] = \left( \frac{w_0}{s + i\omega} \right) + \frac{n_0}{i\omega} \left( \frac{1}{s + i\omega} - \frac{1}{s} \right)$$

There are two poles, at  $s = -i\omega$  and at  $s = 0$ .





**The solution is:**

$$w^*(t) = \begin{cases} \left( w_0 + \frac{n_0}{i\omega} \right) \exp(-i\omega t) - \frac{n_0}{i\omega} & : |\omega| < \gamma \\ -\frac{n_0}{i\omega} & : |\omega| > \gamma \end{cases}$$

**High frequencies are filtered out.**

**This corresponds to dropping the time derivative and holding the nonlinear term at its initial value:**

**the criterion for nonlinear normal mode initialization.**



# Outline

Basic Theory

Numerical Inversion

Ordinary Differential Equations

**Application to Numerical Weather Prediction**

Kelvin Waves & Phase Errors

Lagrangian Formulation

Orographic Resonance

Analytical Inversion

Results



# A General NWP Equation

We write the general NWP equations symbolically as

$$\frac{d\mathbf{X}}{dt} + i\mathbf{L}\mathbf{X} + \mathbf{N}(\mathbf{X}) = \mathbf{0}$$

where  $\mathbf{X}(t)$  is the state vector at time  $t$ .



# A General NWP Equation

We write the general NWP equations symbolically as

$$\frac{d\mathbf{X}}{dt} + i\mathbf{L}\mathbf{X} + \mathbf{N}(\mathbf{X}) = \mathbf{0}$$

where  $\mathbf{X}(t)$  is the state vector at time  $t$ .

We apply the Laplace transform to get

$$(s\hat{\mathbf{X}} - \mathbf{X}_0) + i\mathbf{L}\hat{\mathbf{X}} + \frac{1}{s}\mathbf{N}_0 = \mathbf{0}$$

where  $\mathbf{X}_0$  is the initial value of  $\mathbf{X}$  and  $\mathbf{N}_0 = \mathbf{N}(\mathbf{X}_0)$  is held constant at its initial value.



Now we take  $n\Delta t$  to be the **initial time**:

$$(s\hat{\mathbf{X}} - \mathbf{X}^n) + i\mathbf{L}\hat{\mathbf{X}} + \frac{1}{s}\mathbf{N}^n = \mathbf{0}$$



Now we take  $n\Delta t$  to be the **initial time**:

$$(s\hat{\mathbf{X}} - \mathbf{X}^n) + i\mathbf{L}\hat{\mathbf{X}} + \frac{1}{s}\mathbf{N}^n = \mathbf{0}$$

The solution can be written formally:

$$\hat{\mathbf{X}}(s) = (s\mathbf{I} + i\mathbf{L})^{-1} \left[ \mathbf{X}^n - \frac{1}{s}\mathbf{N}^n \right]$$



Now we take  $n\Delta t$  to be the **initial time**:

$$(s\hat{\mathbf{X}} - \mathbf{X}^n) + i\mathbf{L}\hat{\mathbf{X}} + \frac{1}{s}\mathbf{N}^n = \mathbf{0}$$

The solution can be written formally:

$$\hat{\mathbf{X}}(s) = (s\mathbf{I} + i\mathbf{L})^{-1} \left[ \mathbf{X}^n - \frac{1}{s}\mathbf{N}^n \right]$$

We recover the filtered solution at time  $(n+1)\Delta t$  by applying  $\mathcal{L}^*$  at time  $\Delta t$  beyond the initial time:

$$\mathbf{X}^*((n+1)\Delta t) = \mathcal{L}^*\{\hat{\mathbf{X}}(s)\} \Big|_{t=\Delta t}$$



Now we take  $n\Delta t$  to be the **initial time**:

$$(s\hat{\mathbf{X}} - \mathbf{X}^n) + i\mathbf{L}\hat{\mathbf{X}} + \frac{1}{s}\mathbf{N}^n = \mathbf{0}$$

The solution can be written formally:

$$\hat{\mathbf{X}}(s) = (s\mathbf{I} + i\mathbf{L})^{-1} \left[ \mathbf{X}^n - \frac{1}{s}\mathbf{N}^n \right]$$

We recover the filtered solution at time  $(n+1)\Delta t$  by applying  $\mathcal{L}^*$  at time  $\Delta t$  beyond the initial time:

$$\mathbf{X}^*((n+1)\Delta t) = \mathcal{L}^*\{\hat{\mathbf{X}}(s)\} \Big|_{t=\Delta t}$$

The procedure may now be iterated to produce a forecast of any length.





Now we take  $n\Delta t$  to be the **initial time**:

$$(s\hat{\mathbf{X}} - \mathbf{X}^n) + i\mathbf{L}\hat{\mathbf{X}} + \frac{1}{s}\mathbf{N}^n = \mathbf{0}$$

The solution can be written formally:

$$\hat{\mathbf{X}}(s) = (s\mathbf{I} + i\mathbf{L})^{-1} \left[ \mathbf{X}^n - \frac{1}{s}\mathbf{N}^n \right]$$

We recover the filtered solution at time  $(n+1)\Delta t$  by applying  $\mathcal{L}^*$  at time  $\Delta t$  beyond the initial time:

$$\mathbf{X}^*((n+1)\Delta t) = \mathcal{L}^*\{\hat{\mathbf{X}}(s)\} \Big|_{t=\Delta t}$$

The procedure may now be iterated to produce a forecast of any length.

Further details are given in Clancy and Lynch, 2011a,b





---

## Laplace transform integration of the shallow water equations. Part 1: Eulerian formulation and Kelvin waves

Colm Clancy\* and Peter Lynch

*School of Mathematical Sciences, UCD, Belfield, Dublin 4, Ireland*

\*Correspondence to: School of Mathematical Sciences, UCD, Belfield, Dublin 4, Ireland. E-mail: Colm.Clancy@ucd.ie

---

---

## Laplace transform integration of the shallow water equations. Part 2: Lagrangian formulation and orographic resonance

Colm Clancy\* and Peter Lynch

*School of Mathematical Sciences, UCD, Belfield, Dublin 4, Ireland*

\*Correspondence to: School of Mathematical Sciences, UCD, Belfield, Dublin 4, Ireland. E-mail: Colm.Clancy@ucd.ie

---

24th August

PDEs On The Sphere 2010



# Outline

Basic Theory

Numerical Inversion

Ordinary Differential Equations

Application to Numerical Weather Prediction

**Kelvin Waves & Phase Errors**

Lagrangian Formulation

Orographic Resonance

Analytical Inversion

Results



# Phase Errors of SI and LT Schemes

Consider the phase error of the oscillation equation

$$\frac{du}{dt} + i\omega u = 0 \quad R = \frac{\text{Numerical frequency}}{\text{Physical frequency}}$$



# Phase Errors of SI and LT Schemes

Consider the phase error of the oscillation equation

$$\frac{du}{dt} + i\omega u = 0 \quad R = \frac{\text{Numerical frequency}}{\text{Physical frequency}}$$

For the semi-implicit (SI) scheme, the error is

$$R_{\text{SI}} = 1 - \frac{1}{12}(\omega\Delta t)^2$$



# Phase Errors of SI and LT Schemes

Consider the phase error of the oscillation equation

$$\frac{du}{dt} + i\omega u = 0 \quad R = \frac{\text{Numerical frequency}}{\text{Physical frequency}}$$

For the semi-implicit (SI) scheme, the error is

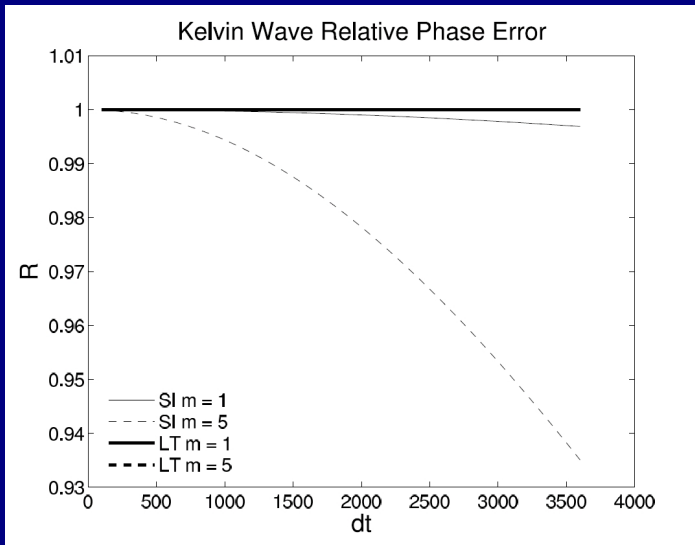
$$R_{\text{SI}} = 1 - \frac{1}{12}(\omega\Delta t)^2$$

For the LT scheme, the corresponding error is

$$R_{\text{LT}} = 1 - \frac{1}{N!}(\omega\Delta t)^N$$

Even for modest values of  $N$ , this is negligible.

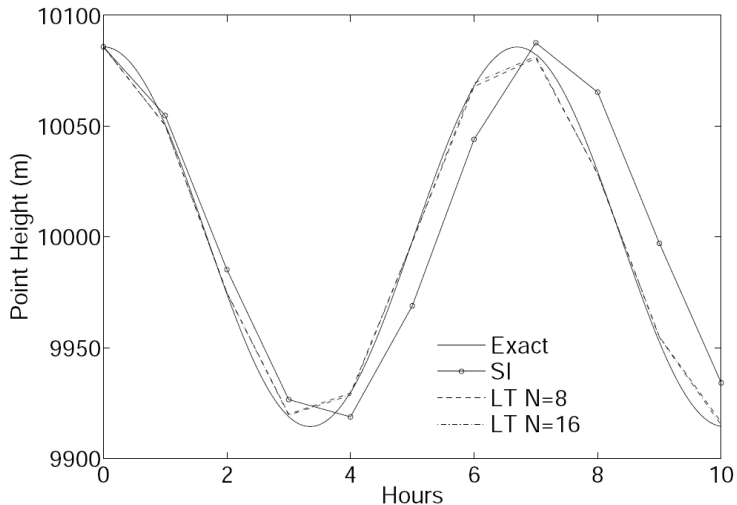




**Relative phase errors for semi-implicit (SI) and Laplace transform (LT) schemes for Kelvin waves  $m = 1$  and  $m = 5$ .**



T63 dt = 1800 tc = 3



Hourly height at  $0.0^{\circ}\text{E}$ ,  $0.9^{\circ}\text{N}$  over 10 hours, with  $\tau_C = 3 \text{ h}$ .





# Outline

Basic Theory

Numerical Inversion

Ordinary Differential Equations

Application to Numerical Weather Prediction

Kelvin Waves & Phase Errors

**Lagrangian Formulation**

Orographic Resonance

Analytical Inversion

Results



# Lagrangian Formulation

We now consider how to combine the Laplace transform approach with Lagrangian advection.



# Lagrangian Formulation

We now consider how to combine the Laplace transform approach with Lagrangian advection.

The general form of the equation is

$$\frac{D\mathbf{X}}{Dt} + i\mathbf{L}\mathbf{X} + \mathbf{N}(\mathbf{X}) = \mathbf{0}$$

where advection is now included in the time derivative.



# Lagrangian Formulation

We now consider how to combine the Laplace transform approach with Lagrangian advection.

The general form of the equation is

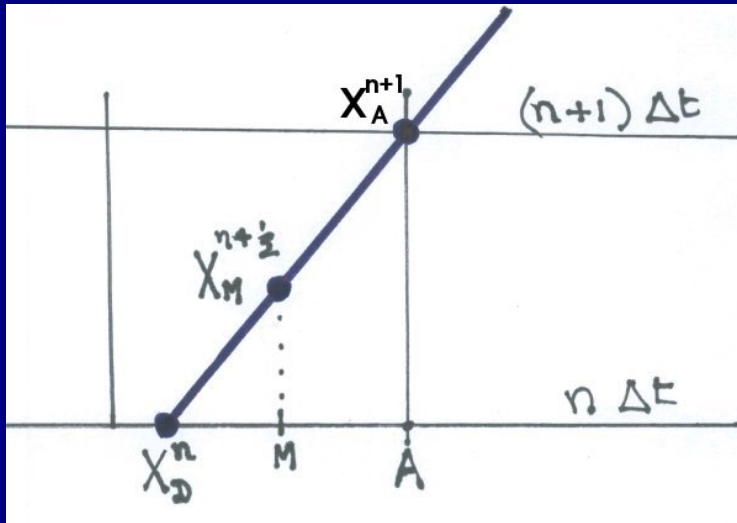
$$\frac{D\mathbf{X}}{Dt} + i\mathbf{LX} + \mathbf{N}(\mathbf{X}) = \mathbf{0}$$

where advection is now included in the time derivative.

We *re-define* the Laplace transform to be the integral in time *along the trajectory of a fluid parcel*:

$$\hat{\mathbf{X}}(s) \equiv \int_{\mathcal{T}} e^{-st} \mathbf{X}(t) dt$$





We compute  $\mathcal{L}$  along a fluid trajectory  $\mathcal{T}$ .



We consider parcels that arrive at the gridpoints at time  $(n + 1)\Delta t$ . They originate at locations **not corresponding to gridpoints** at time  $n\Delta t$ .



We consider parcels that arrive at the gridpoints at time  $(n + 1)\Delta t$ . They originate at locations **not corresponding to gridpoints** at time  $n\Delta t$ .

- ▶ The value at the *arrival point* is  $X_A^{n+1}$ .
- ▶ The value at the *departure point* is  $X_D^n$ .



We consider parcels that arrive at the gridpoints at time  $(n + 1)\Delta t$ . They originate at locations **not corresponding to gridpoints** at time  $n\Delta t$ .

- ▶ The value at the *arrival point* is  $X_A^{n+1}$ .
- ▶ The value at the *departure point* is  $X_D^n$ .

The **initial values** when transforming the Lagrangian time derivatives are  $X_D^n$ .





We consider parcels that arrive at the gridpoints at time  $(n + 1)\Delta t$ . They originate at locations **not corresponding to gridpoints** at time  $n\Delta t$ .

- ▶ The value at the *arrival point* is  $\mathbf{X}_A^{n+1}$ .
- ▶ The value at the *departure point* is  $\mathbf{X}_D^n$ .

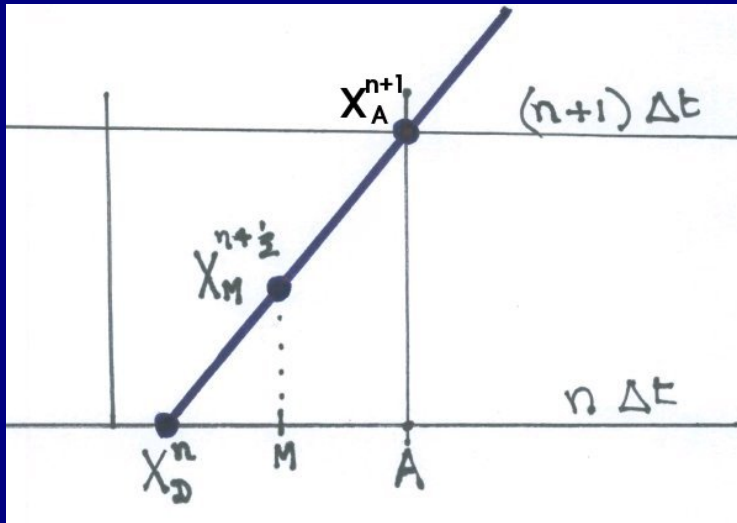
The **initial values** when transforming the Lagrangian time derivatives are  $\mathbf{X}_D^n$ .

The equations thus transform to

$$(s\hat{\mathbf{X}} - \mathbf{X}_D^n) + i\mathbf{L}\hat{\mathbf{X}} + \frac{1}{s}\mathbf{N}_M^{n+\frac{1}{2}} = \mathbf{0}$$

where we evaluate nonlinear terms at a **mid-point**, interpolated in space and extrapolated in time.





Departure point, arrival point and mid-point.



The solution can be written formally:

$$\hat{\mathbf{X}}(s) = (s\mathbf{I} + i\mathbf{L})^{-1} \left[ \mathbf{X}_D^n - \frac{1}{s} \mathbf{N}_M^{n+\frac{1}{2}} \right]$$



**The solution can be written formally:**

$$\hat{\mathbf{X}}(s) = (s\mathbf{I} + i\mathbf{L})^{-1} \left[ \mathbf{X}_D^n - \frac{1}{s} \mathbf{N}_M^{n+\frac{1}{2}} \right]$$

**The values at the departure point and mid-point are computed by interpolation.**



**The solution can be written formally:**

$$\hat{\mathbf{X}}(s) = (s\mathbf{I} + i\mathbf{L})^{-1} \left[ \mathbf{X}_D^n - \frac{1}{s} \mathbf{N}_M^{n+\frac{1}{2}} \right]$$

**The values at the departure point and mid-point are computed by interpolation.**

**We recover the filtered solution by applying  $\mathcal{L}^*$  at time  $(n+1)\Delta t$ , or  $\Delta t$  after the *initial time*:**

$$\mathbf{X}^*((n+1)\Delta t) = \mathcal{L}^*\{\hat{\mathbf{X}}(s)\} \Big|_{t=\Delta t}$$



**The solution can be written formally:**

$$\hat{\mathbf{X}}(s) = (s\mathbf{I} + i\mathbf{L})^{-1} \left[ \mathbf{X}_D^n - \frac{1}{s} \mathbf{N}_M^{n+\frac{1}{2}} \right]$$

**The values at the departure point and mid-point are computed by interpolation.**

**We recover the filtered solution by applying  $\mathcal{L}^*$  at time  $(n+1)\Delta t$ , or  $\Delta t$  after the *initial time*:**

$$\mathbf{X}^*((n+1)\Delta t) = \mathcal{L}^*\{\hat{\mathbf{X}}(s)\} \Big|_{t=\Delta t}$$

**The procedure may now be iterated to produce a forecast of any length.**



**The solution can be written formally:**

$$\hat{\mathbf{X}}(s) = (s\mathbf{I} + i\mathbf{L})^{-1} \left[ \mathbf{X}_D^n - \frac{1}{s} \mathbf{N}_M^{n+\frac{1}{2}} \right]$$

**The values at the departure point and mid-point are computed by interpolation.**

**We recover the filtered solution by applying  $\mathcal{L}^*$  at time  $(n+1)\Delta t$ , or  $\Delta t$  after the *initial time*:**

$$\mathbf{X}^*((n+1)\Delta t) = \mathcal{L}^*\{\hat{\mathbf{X}}(s)\} \Big|_{t=\Delta t}$$

**The procedure may now be iterated to produce a forecast of any length.**



Further details are given in Clancy and Lynch, 2011a,b



# Outline

Basic Theory

Numerical Inversion

Ordinary Differential Equations

Application to Numerical Weather Prediction

Kelvin Waves & Phase Errors

Lagrangian Formulation

**Orographic Resonance**

Analytical Inversion

Results





# Orographic Resonance

- ▶ **Spurious resonance arises from coupling the semi-Lagrangian and semi-implicit methods**



# Orographic Resonance

- ▶ **Spurious resonance arises from coupling the semi-Lagrangian and semi-implicit methods**
- ▶ **Linear analysis of orographically forced stationary waves confirms this**



# Orographic Resonance

- ▶ **Spurious resonance arises from coupling the semi-Lagrangian and semi-implicit methods**
- ▶ **Linear analysis of orographically forced stationary waves confirms this**
- ▶ **This motivates an investigating of orographic resonance in a full model.**



# Orographic Resonance

- ▶ **Spurious resonance arises from coupling the semi-Lagrangian and semi-implicit methods**
- ▶ **Linear analysis of orographically forced stationary waves confirms this**
- ▶ **This motivates an investigating of orographic resonance in a full model.**

## Test Case:

- ▶ **Initial data: ERA-40 analysis of 12 UTC on 12th February 1979**



# Orographic Resonance

- ▶ **Spurious resonance arises from coupling the semi-Lagrangian and semi-implicit methods**
- ▶ **Linear analysis of orographically forced stationary waves confirms this**
- ▶ **This motivates an investigating of orographic resonance in a full model.**

## Test Case:

- ▶ **Initial data: ERA-40 analysis of 12 UTC on 12th February 1979**
- ▶ **Used by Ritchie & Tanguay (1996) and by Li & Bates (1996)**



# Orographic Resonance

- ▶ **Spurious resonance arises from coupling the semi-Lagrangian and semi-implicit methods**
- ▶ **Linear analysis of orographically forced stationary waves confirms this**
- ▶ **This motivates an investigating of orographic resonance in a full model.**

## Test Case:

- ▶ **Initial data: ERA-40 analysis of 12 UTC on 12th February 1979**
- ▶ **Used by Ritchie & Tanguay (1996) and by Li & Bates (1996)**
- ▶ **Running at T119 resolution**



# Orographic Resonance

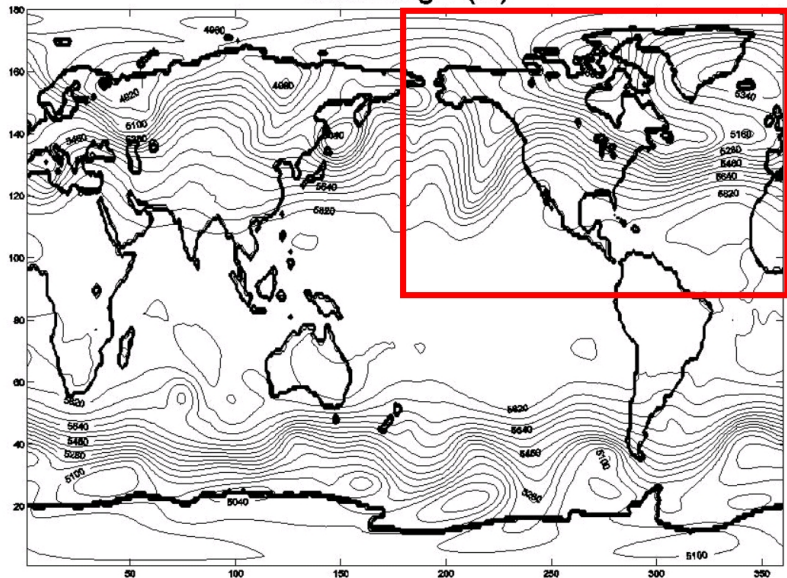
- ▶ **Spurious resonance arises from coupling the semi-Lagrangian and semi-implicit methods**
- ▶ **Linear analysis of orographically forced stationary waves confirms this**
- ▶ **This motivates an investigating of orographic resonance in a full model.**

## Test Case:

- ▶ **Initial data: ERA-40 analysis of 12 UTC on 12th February 1979**
- ▶ **Used by Ritchie & Tanguay (1996) and by Li & Bates (1996)**
- ▶ **Running at T119 resolution**
- ▶ **Shows LT method has benefits over SI scheme.**

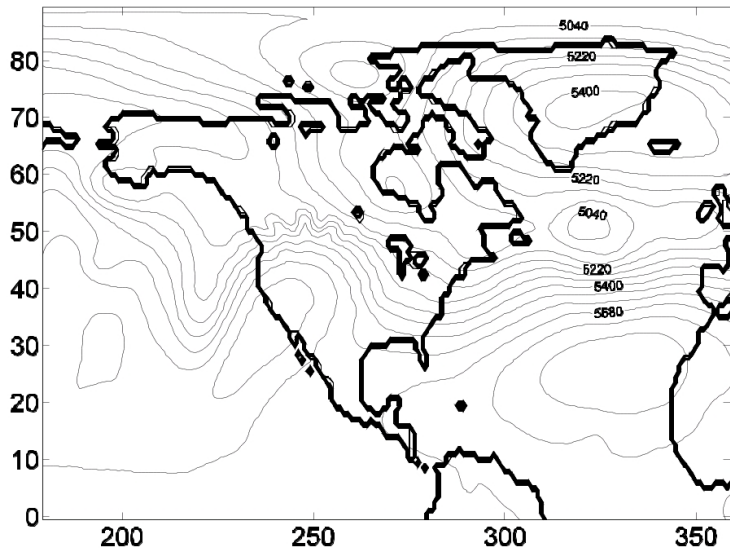


# Initial Height (m)

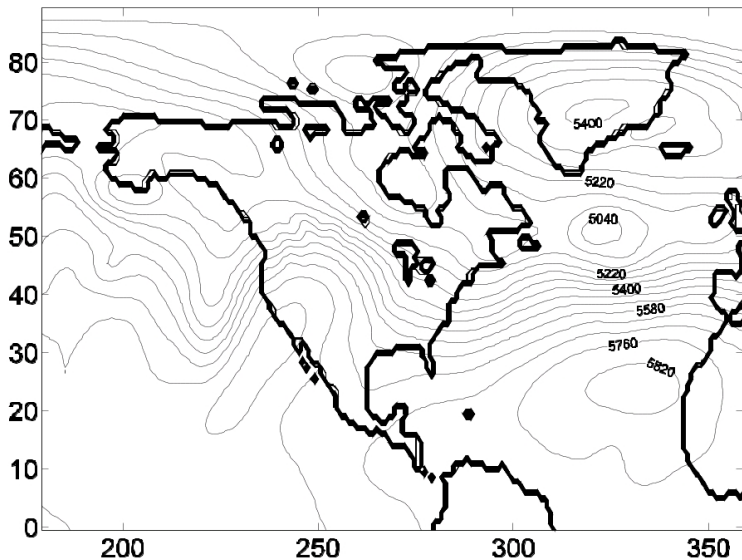




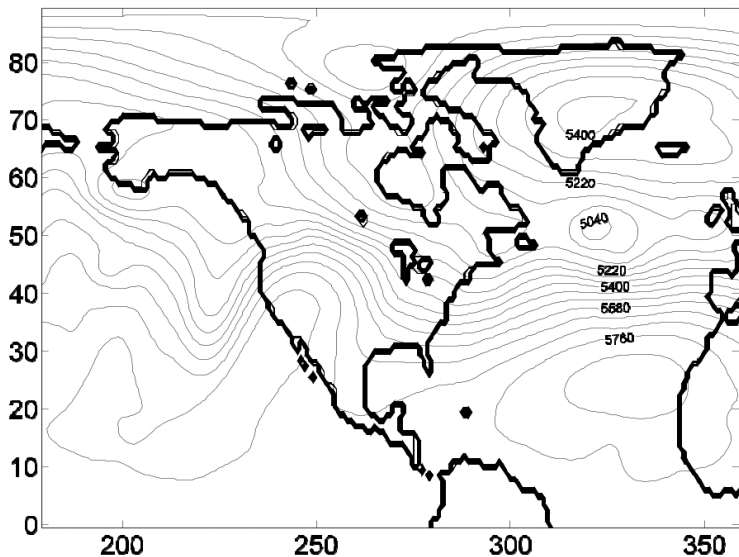
# SLSI: $dt = 3600$ : Height at 24 hours



# SLSI SETTLS: dt = 3600: Height at 24 hours



## SLLT: dt = 3600: Height at 24 hours



# Outline

Basic Theory

Numerical Inversion

Ordinary Differential Equations

Application to Numerical Weather Prediction

Kelvin Waves & Phase Errors

Lagrangian Formulation

Orographic Resonance

**Analytical Inversion**

Results



# Analytical Inversion

We now consider the LT scheme with the **inverse computed analytically**.

This yields a filtered system. We relate it to the filtering schemes of Daley (1980).

The procedure requires explicit knowledge of the positions of the poles of the function to be inverted.

For the Eulerian model, this is simple.

For the Lagrangian model, a transformation to normal mode space is required.



We can write the general, diagonalized system:

$$\frac{d\mathbf{W}}{dt} + i\Omega\mathbf{W} + \mathbf{N}_W(\mathbf{X}) = 0.$$

We separate this into LF and HF components:

$$\begin{aligned}\frac{d\mathbf{Y}}{dt} + i\Omega_Y\mathbf{Y} + \mathbf{N}_Y(\mathbf{Y}, \mathbf{Z}) &= 0 \\ \frac{d\mathbf{Z}}{dt} + i\Omega_Z\mathbf{Z} + \mathbf{N}_Z(\mathbf{Y}, \mathbf{Z}) &= 0\end{aligned}$$

The **slow equations** are formed by setting the tendencies of the fast components to zero (Daley, 1980, Lynch, 1989):

$$\begin{aligned}\frac{d\mathbf{Y}}{dt} + i\Omega_Y\mathbf{Y} + \mathbf{N}_Y(\mathbf{Y}, \mathbf{Z}) &= 0 \\ i\Omega_Z\mathbf{Z} + \mathbf{N}_Z(\mathbf{Y}, \mathbf{Z}) &= 0\end{aligned}$$



We take the transform of the general equation

$$\frac{d\mathbf{X}}{dt} + i\mathbf{L}\mathbf{X} + \mathbf{N}(\mathbf{X}) = 0$$

$\mathbf{L}$  is a linear operator.  $\mathbf{N}$  is a nonlinear vector function.

- ▶ Transform analytically
- ▶ Diagonalize the system
- ▶ Invert analytically using  $\mathcal{L}^*$

$$\mathbf{Y}^{n+1} = \mathbf{Y}^n \exp(-2i\Omega_Y \Delta t) - (i\Omega_Y)^{-1} \mathbf{N}_Y^n [1 - \exp(-2i\Omega_Y \Delta t)]$$

$$\mathbf{Z}^{n+1} = -(i\Omega_Z)^{-1} \mathbf{N}_Z^n$$

So,  $\mathbf{Y}^{n+1}$  is the analytical solution at time  $(n+1)\Delta t$  for  $\mathbf{N}_Y$  constant, and  $\mathbf{Z}$  satisfies a balance equation.



**These equations correspond essentially to Daley's (1980) Scheme B.**

**There is a close relationship between the Laplace transform scheme and Daley's filtered scheme.**

**The slow components in Daley's Scheme B are calculated by a leapfrog method.**

**For the LT scheme, they are analytical solutions (for constant  $N_Y$ ).**





# A Reasonable Question

If we simply return to the time domain, why bother with the Laplace Transform at all?



# A Reasonable Question

If we simply return to the time domain, why bother with the Laplace Transform at all?

**Because it provides guidance and insight!**



# A Reasonable Question

If we simply return to the time domain, why bother with the Laplace Transform at all?

**Because it provides guidance and insight!**

By analogy, consider a time filter:

$$y_n = \sum_{h=-N}^{+N} a_h x_{n-h}$$

This is defined completely in the time domain;

**But it is greatly illuminated by considering the response in the frequency domain.**



# LT scheme in the STSWM Eulerian model

The transformed spectral equations are:

$$\widehat{\eta}_l^m = \frac{1}{s} \{\eta_l^m\}^{n-1} + \frac{1}{s^2} \{\mathcal{N}_l^m\}^n$$

$$\widehat{\delta}_l^m = d \left( \mathcal{R} + \frac{1}{s} \frac{\ell(\ell+1)}{a^2} \mathcal{Q} \right)$$

$$\widehat{\Phi}_l^m = d \left( \mathcal{Q} - \frac{1}{s} \bar{\Phi}^* \mathcal{R} \right)$$

where the poles of  $d$ ,  $\mathcal{Q}$  and  $\mathcal{R}$  are known.  
For example,  $d = s^2 / (s^2 + \omega_\ell^2)$ .

By inspection, we can apply the analytical operator  $\mathcal{L}^*$  to obtain the solution.



**The technicalities for the Lagrangian model are non-trivial**

**We must move back and forth between physical space and Hough space**

**In principle, it is straightforward;  
In practice, it is intricate.**

**Details are in a paper in preparation.**



# Outline

Basic Theory

Numerical Inversion

Ordinary Differential Equations

Application to Numerical Weather Prediction

Kelvin Waves & Phase Errors

Lagrangian Formulation

Orographic Resonance

Analytical Inversion

**Results**



# Results with Eulerian Model

## In all Eulerian simulations:

- ▶  $\Delta t = 600 \text{ s}$
- ▶ **Spectral resolution T119**
- ▶ **No explicit diffusion included**
- ▶ **Normalised  $l_\infty$  error measure**
- ▶ **Ref: Semi-implicit T213 with  $\Delta t = 90 \text{ s}$**



# Eulerian Model: Mountain flow (Case 5)

## First plot:

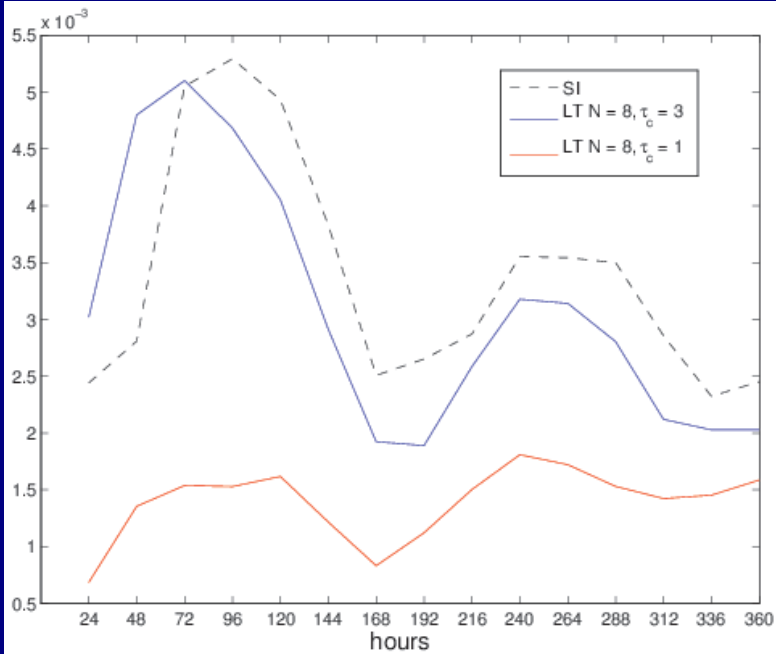
- ▶ Reference SI scheme
- ▶ Numerical LT with  $N = 8$ , cutoff period 3 hours
- ▶ Numerical LT with  $N = 8$ , cutoff period 1 hour.

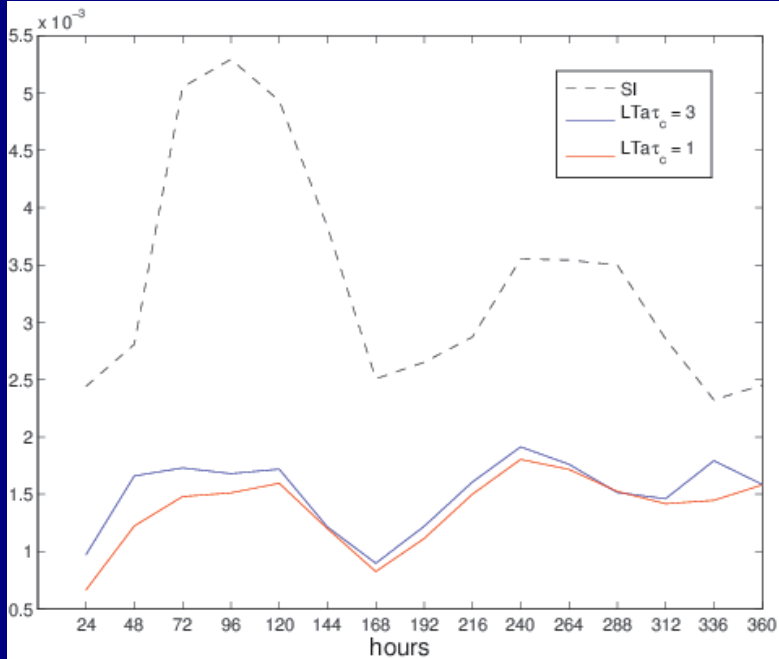
## Second plot:

- ▶ Reference SI scheme
- ▶ Analytical LT with cutoff period 3 hours
- ▶ Analytical LT with cutoff period 1 hour.









# Eulerian Model: Rossby-Haurwitz (Case 6)

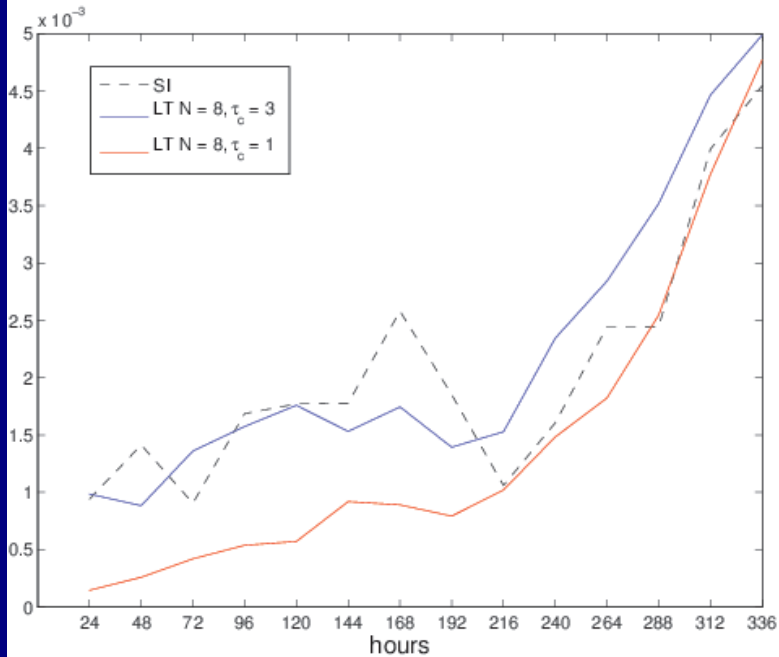
## First plot:

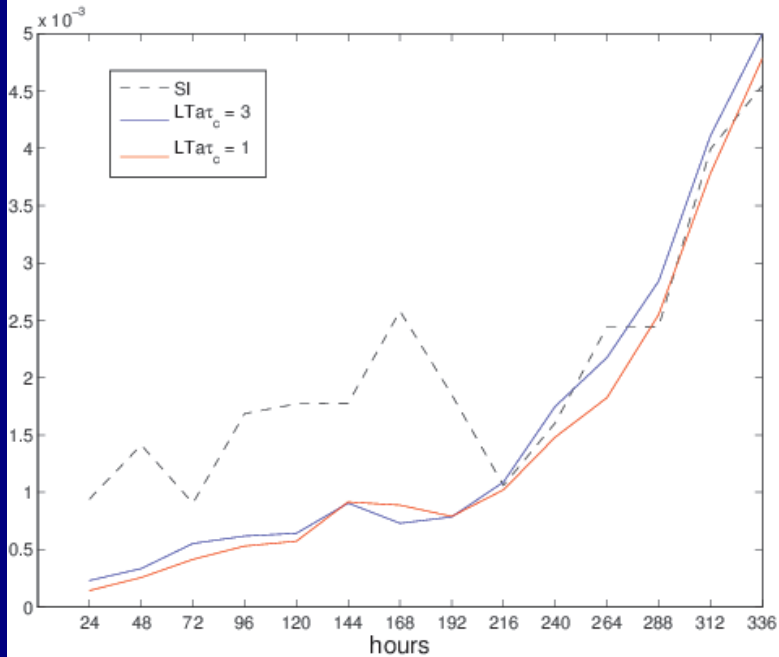
- ▶ Reference SI scheme
- ▶ Numerical LT with  $N = 8$ , cutoff period 3 hours
- ▶ Numerical LT with  $N = 8$ , cutoff period 1 hour.

## Second plot:

- ▶ Reference SI scheme
- ▶ Analytical LT with cutoff period 3 hours
- ▶ Analytical LT with cutoff period 1 hour.







# Remarks

**The truncation to  $N=8$  has a big effect, particularly in Case 5. The choice of cutoff period is important.**

**Clearly there are motions of frequency between one and three hours that are being damaged and damped**

**In the analytic case, this isn't an issue:  
the two integrations match closely.**



# Results with Lagrangian Model

## In all Lagrangian simulations:

- ▶ Cutoff period of 1 hour
- ▶ Spectral resolution T119
- ▶ Normalised  $l_\infty$  error measure
- ▶ SETTLS treatment of the rhs nonlinear terms
- ▶ Back trajectories: McGregor scheme (MWR 1993)
- ▶ Reference: Semi-implicit T213 with  $\Delta t = 90$  s

[Also run with trajectory scheme of GEM model].



# Lagrange Model: Mountain flow (Case 5)

## Both plots:

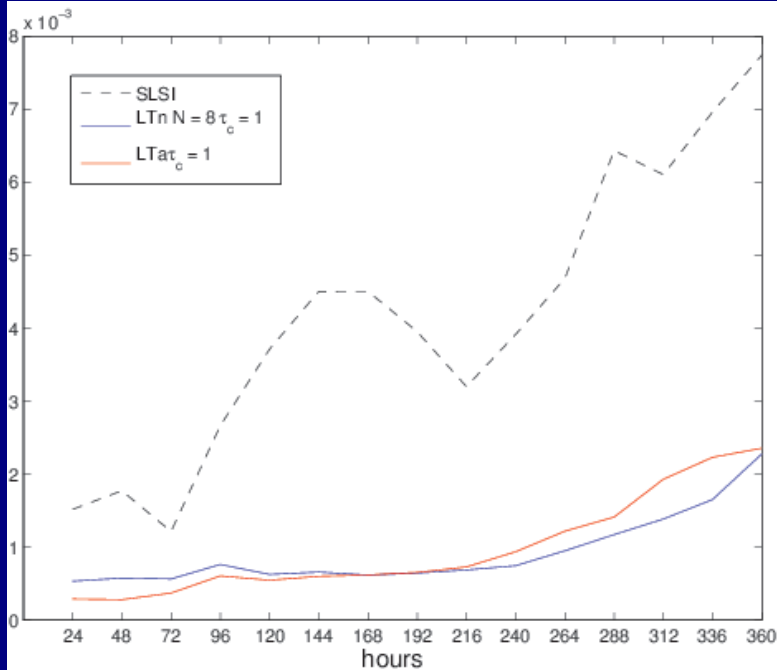
- ▶ **Numerical LT with  $N = 8$**
- ▶ **Analytical LT**
- ▶ **Cutoff period: 1 hour in both cases**
- ▶ **Reference: Semi-implicit scheme.**

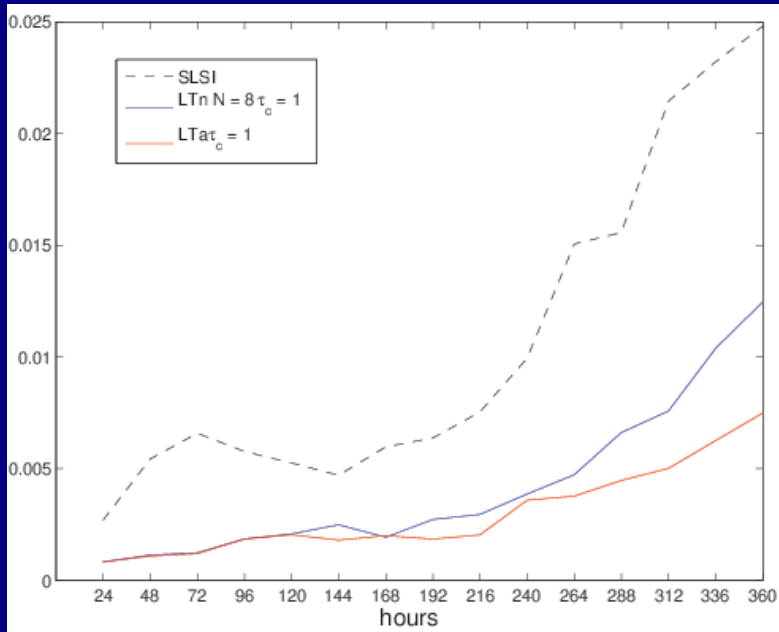
## Time steps

- ▶ **First plot:  $\Delta t = 600$  s**
- ▶ **Second plot:  $\Delta t = 1800$  s**









# Remarks

In the Lagrangian case, there is more potential for error, with Hough mode transformations and numerical inversion of matrices.

**The Rossby wave case looks terrible!**

We make approximations of the form

$$\widehat{f\zeta} = f\widehat{\zeta}, \quad \widehat{\beta u} = \beta\widehat{u}$$

These may be insufficiently accurate.

We are investigating this issue.



# Conclusion

## Old Results

- ▶ **LT scheme effectively filters HF waves**
- ▶ **LT scheme more accurate than SI scheme**
- ▶ **LT scheme has no orographic resonance.**



# Conclusion

## Old Results

- ▶ **LT scheme effectively filters HF waves**
- ▶ **LT scheme more accurate than SI scheme**
- ▶ **LT scheme has no orographic resonance.**

## New Results

- ▶ **Analytical LT more accurate than numerical**
- ▶ **Lagrangian scheme: more work needed**
- ▶ **Problems remain with Coriolis terms.**



Thank you

